



E9000

Motor Control Centers Introduction12-2

EVOLUTION SERIES E9000® Key Benefits12-3

Motor Control Centers Features (SC/MC Program).....12-4

GE Fastrac Program – MCC Units Quick Selection Guide, E9000

Motor Control Starter Units.....12-5

Motor Control Feeder Units.....12-9

MCC Sections12-11

Renewal Parts.....12-13

GE Fastrac Program – MCC Units Quick Selection Guide, CR8000 and Spectra

Motor Control Starter Units.....12-14

Motor Control Feeder Units.....12-18

Renewal Parts.....12-19

EVOLUTION SERIES E9000®/Spectra®/8000 Low Voltage Motor Control Centers

Product References:

Engineered Products Catalog	Section 10
Application and Selection Guide	E9000 DET291A
Application and Selection Guide	Spectra/8000 GET6729

**Motor Control Center Units (Starters and Feeders)
GE Fastrac Program: 1 week**

Product References:

Engineered Products Catalog	Section 10
DE-415 Quick Selection Software (3 1/2" diskette)	
Fastrac items are listed in red type.	



Publications and Reference: See Section 22 for a complete list of additional product-related publications

Introduction

GE motor control centers offer an ideal means of quickly providing centralized motor control and other related control equipment.

A pre-engineered version of the GE motor control center is available at short-cycle and mid-cycle shipment. The product scope available is more limited than with normal cycle shipments, and includes certain combination starter units, feeder units, distribution transformers, lighting panels, relaying panels, programmable controllers and other miscellaneous devices to be installed in a single, floor-mounted enclosure and fed from a common enclosed horizontal and vertical bus system.

Each GE motor control center vertical section is constructed of 0.090-inch (13-gauge) steel which is subjected to a special corrosion-resistant zinc-phosphate treatment followed by a powder paint process using ANSI-61 light gray alkyd-enamel paint. Each section houses the horizontal and vertical bus, horizontal and vertical wireways and the compartmentalized individual control units. Standard unit construction is Class I Type B wiring¹. Factory assembled, wired and tested units are mounted in each vertical section, and sections are easily bolted together to form a motor control center line-up. The entire line-up is then powered by a single incoming-line connection.

Standard UL labeled NEMA 1 enclosure contains 600-ampere, three-phase, copper tin-plated horizontal main bus, 300-ampere, three-phase, copper tin-plated vertical bus and is braced to withstand a fault current of 65,000 rms symmetrical. Each vertical section must be priced to include 72 inches of vertical space units consisting of starters, feeders, transformers, panels, incoming terminal boards and/or enclosure spaces for future units.

¹Typical diagrams can be found in the Application and Selection Guide for DET291 Section "L".



Motor Control Centers—Low Voltage

GE Motor Control Centers

EVOLUTION SERIES E9000® Key Benefits

Safety:

- No Hot bus rework up to 600A
- Hi-Visible Trip Indication
- Door and unit interlocks
- UBC Seismic Zone 4 Standard
- Six Sigma Designed

Size:


- 6" reduction—Sz 3, 5
- 6" to 36" reduction VFD's
- 6" Size 1 FVNR
- 6" 150A Feeder
- 12" 250A Feeder
- 36" Size 5 Plug-In, two in a section
- 300VA CPT—No additional Space
- Plug In Buckets to Size 5
- Plug In Feeders to 600A

Simplicity:

- Easy Unit Insertion/Removal
- Snap-In Shelves
- Easily Quoted... Fastrac MCCs
- Manufacturing Flexibility

Scope:

- 450 Hp VFD's
- 500 Hp SSS
- 250A and 600A Stabs
- TVSS 65-200K Surge Current
- Automatic Transfer Switches to 1200A



Publications and Reference: See Section 22 for a complete list of additional product-related publications

Features

The Evolution SC/MC is a pre-engineered, factory assembled, fully tested motor control center that contains all the standard features of the Evolution motor control center, including some options.

All sections and units will be UL labeled where possible. Refer to Company if labeling is critical.

Please contact your distributor or GE for scope, pricing, and ordering.

No changes are allowed to Evolution SC/MC bill-of-material after order entry.

Highlights of the Evolution SC/MC Program:

I Structure (20-inch wide is standard)

- 13- or 20-inch deep
- Back-to-back mounting (20-inch deep only)
- NEMA 1 gasket, 2, 12, 3R non-walk-in
- 24-inch wide enclosures
- Corner section enclosures
- Special enclosures
- Engraved nameplates (optional)
- Addition of “Field Installed Kits”

II Bus Systems

- Voltage: 208, 240, 480, 575 volts
- 3-phase, 3-wire, or 3-phase, 4-wire
- Main bus: 600, 800, 1000, 1200 ampere
- Vertical bus: 300, 450, 600 ampere, section-by-section
- Optional ground bus: 300, 375, 600 ampere
- Neutral bus: 300, 400, 600, 800, 1000 ampere
- Optional silver plating
- Back-to-back construction (rear vertical bus)
- “Vertical Bus Plugs” installed in unused stab openings

III Incoming Line

- 600 amperes with 18 inches of pull space
- Circuit breakers thru 1200 amperes
- Fusible switches thru 600 amperes

IV Feeders and Mains

- Feeders—800-ampere Spectra
- Feeders—600-ampere fused switch
- Main—1200-ampere Spectra
- Shunt trip and UV release

V Combination Starter Units

- Control Power Transformer (CPT) (optional)
- “Extra” auxiliary interlocks (optional)
- Line-to-line control
- Line-to-neutral control
- Separate control power or common CPT
- FVNR—Size 1 thru 6
- FVR—Size 1 thru 4
- RVNR—Size 2 thru 5
- 2S2W—Size 1 thru 4
- 2S1W—Size 1 thru 4
- NEMA Type 1B wiring
- Interlocks mounted on circuit breaker and fusible switch (optional)



Motor Control Centers—Low Voltage GE Fastrac Program—MCC Units Quick Selection Guide

EVOLUTION SERIES E9000®

This Quick Selection Guide covers Control Center starters and feeders, including full and reduced voltage, reversing and non-reversing, two-speed single and dual winding starters, in sizes 1-5. It also covers EVOLUTION SERIES E9000® Sections. For other units, see the Engineered Products Catalog, Section 10.

Motor Control Starter Units

For each of the following steps, find the option—MCC type, starter type, size, disconnect, control power, pilot lights, etc.— that meets the need. Transfer the corresponding product number digit(s) to the product number box(es) and the price, if applicable, to the appropriate price box.

When you have finished, you will have built a complete product number and established the price elements that add up to the complete list price, GO-100MZ.

1 Select Motor Control Center Type

Select motor control center type. Transfer the product number digits to the box marked 1 in the product number line. There is no price component to MCC type selection.

MCC Type	Product Number Digit
EVOLUTION SERIES E9000®	E

2 Select Starter Type and Size

Find the starter type required. Transfer the product number digits to the boxes marked 2 in the product number line and the price to the box marked 2 in the price line.

Starter Type	Size	Product Number Digits	Price
FVNR	1	H1 ¹	\$2000.00
	1	A1	\$2000.00
	2	A2	\$2200.00
	3	A3	\$3800.00
	4	A4	\$5100.00
FVR	5	A5	\$8400.00
	1	B1	\$2900.00
	2	B2	\$3950.00
	3	B3	\$5750.00
	4	B4	\$7250.00
2S1W	1	C1	\$3750.00
	2	C2	\$5035.00
	3	C3	\$6970.00
	4	C4	\$8915.00
2S2W	1	D1	\$3300.00
	2	D2	\$4485.00
	3	D3	\$6220.00
	4	D4	\$7595.00
RVAT	2	E2	\$8285.00
	3	E3	\$10545.00
	4	E4	\$12150.00
	5	E5	\$17960.00
	1	F1	\$11075.00
RV Solid State	2	F2	\$12700.00
Variable Frequency Drives Constant Torque G11	Size 1 (1/2 to 10HP)	G1	See VFD pricing table below
	Size 2 (15 to 25HP)	G2	
	Size 3 (30HP)	G3	
Variable Speed Drives Variable Torque P11	Size 1 (1/2 to 10HP)	P1	
	Size 2 (15 to 25HP)	P2	
	Size 3 (30HP)	P3	

¹H1 is a 6" 10HP compact starter.

All Fastrac units have the following as standard:

- A. NEMA 12 gasketing, except SS Starter and VFD's
- B. Isolated N.O. overload alarm contact (not wired to TB)
- C. Auxiliary contacts wired to the TB as noted below:
FVNR and RVNR Starters—(1) N.O. (1) N.C.
FVR and 2S Starters—(1) N.O. per contactor

VFD Pricing

Size	Horsepower	VFD Price	Size	Horsepower	VFD Price
Size 1	1/2	\$13300.00	Size 1	7 1/2	\$19595.00
	3/4	\$13300.00		10	\$22505.00
	1	\$13300.00	Size 2	15	\$30560.00
	1 1/2	\$13625.00		20	\$35625.00
	2	\$13625.00		25	\$41515.00
Size 1	3	\$14095.00	Size 3	30	\$47965.00
	5	\$15930.00			



Publications and Reference: See Section 22 for a complete list of additional product-related publications

Motor Control Centers—Low Voltage GE Fastrac Program—MCC Units Quick Selection Guide

Section 12

EVOLUTION SERIES E9000®

3 Select Starter Disconnect

Use the first table to identify desired disconnect device. (Note that these are for basic applications; see publication DET-291 for EVOLUTION SERIES E9000® for more information.) Then, from the second table select starter disconnect. Transfer the product number digit to the box marked ③ in the product number line and the price to the box marked ⑤ in the price line. **If H1 is selected in Step 2, product number digits U or W must be selected.**

Starter Size	Mag Only Circuit Breaker	Thermal Mag Circuit Breaker	Short Circuit Rating		
			230V	460V	575V
1, 2, 3	TEC	THED	25	25	22
	Spectra® - 65k	Spectra® - 65k	65	65	25
	Spectra® - 100k	Spectra® - 100k	100	100	—
4	TECL	THEDL	—	—	100
	TEC	THFK	25	25	18
	Spectra® - 65k	Spectra® - 65k	65	65	25
5	Spectra® - 100k	Spectra® - 100k	100	100	—
	Spectra® - 65K	Spectra® - 65K	65	65	65
	Spectra® - 100K	Spectra® - 100K	100	100	100

Disconnect Device	Product Number Digit	Price by Starter Size				
		1	2	3	4	5
TECL	C	\$1045.00	\$1155.00	\$1185.00	\$1225.00	—
FSW-R	F	\$125.00	\$175.00	\$575.00	\$1075.00	\$2115.00
THFK	G	—	—	—	\$850.00	—
TEC	M	\$345.00	\$405.00	\$235.00	\$160.00	—
FSW-J ²	R	\$125.00	\$175.00	\$575.00	\$1075.00	\$2115.00
THEDL	S	\$1045.00	\$1155.00	\$1185.00	—	—
Spectra® - 65 Mag Only ¹	U	\$770.00	\$850.00	\$730.00	\$780.00	\$840.00
Spectra® - 100 Mag Only	V	\$1045.00	\$1155.00	\$1185.00	\$1225.00	\$1300.00
Spectra® - 65 Thermal Mag ¹	W	\$770.00	\$850.00	\$730.00	\$780.00	\$855.00
Spectra® - 100 Thermal Mag	X	\$1045.00	\$1155.00	\$1185.00	\$1225.00	\$1350.00

¹25KAIC @ 575V.

²J time delay.

4 Select Control Power

Standard control power transformer (CPT) ratings are adequate to handle the starter-coil current and three pilot lights. If additional burdens are expected, larger transformers should be specified from among those shown in the first table below. From the second table below, select the control power desired. Transfer the product number digit to the box marked ④ in the product number line and the price to the box marked ④ in the price line. **If H1 is selected in Step 2, product number digits 1 or 5 must be selected. Product number digit 1 is for 100VA CPT.**

Starter Type and Size	CPT Std. VA	Oversize VA
All Size 1	60	150
All Size 2	150	—
All Size 3	300	—
All Size 4	300	—
All Size 5	100	—

Control Power (120 Vac)	Product Number Digit	Price by Starter Size				
		1	2	3	4	5
Std. CPT	1	\$370.00	\$390.00	\$415.00	\$430.00	\$585.00
Oversize	2	\$390.00	—	—	—	—
Line-to-Line	4	\$145.00	\$145.00	\$145.00	\$145.00	\$145.00
Common/ Separate Source	5	\$225.00	\$225.00	\$225.00	\$225.00	\$225.00



Motor Control Centers—Low Voltage GE Fastrac Program—MCC Units Quick Selection Guide

EVOLUTION SERIES E9000®

5 Select Pilot Devices

Select pilot devices desired by starter type. See **Pilot Devices table below**. Transfer the product number digits to the boxes marked 5 in the product number line and the price to the box marked 5 in the price line. **If H1 is selected in Step 2, a pilot device with an asterisk (*) must be selected.**

Starter Type	Pilot Device	Product Number Digits	Price
FVNR & RVAT & RVSS	NONE	NN*	\$0.00
	RED LGT STD	AE*	\$155.00
	RED LGT PUSH-TO-TEST (PTT)	AF	\$250.00
	RED/GREEN LGT STD	AS*	\$310.00
	RED/GREEN LGT PTT	AT	\$500.00
	HAND/OFF/AUTO (H/O/A) SW.	AN*	\$175.00
	H/O/A SW. RED LGT STD	AB*	\$330.00
	H/O/A SW. RED LGT PTT	AP	\$425.00
	H/O/A SW. R/G LGT STD	AC*	\$485.00
	H/O/A SW. R/G LGT PTT	AQ	\$675.00
	H/O/A STOP/START RED LGT STD	AD	\$475.00
	H/O/A STOP/START RED LGT PTT	AR	\$570.00
	STOP/START PB	BN*	\$145.00
	STOP/START PB RED LGT STD	BB*	\$300.00
	STOP/START PB RED LGT PTT	BP	\$395.00
	STOP/START PB R/G LGT STD	BC	\$455.00
	STOP/START PB R/G LGT PTT	BQ	\$645.00
	OFF/ON SW.	GN*	\$120.00
	OFF/ON SW. RED LGT STD	GB*	\$275.00
	OFF/ON SW. RED LGT PTT	GP	\$370.00
	OFF/ON SW. R/G LGT STD	GC*	\$430.00
OFF/ON SW. R/G LGT PTT	GQ	\$620.00	
FVR	NONE	NN	\$0.00
	RED/GREEN LGT STD	CE	\$310.00
	RED/GREEN LGT PTT	CR	\$500.00
	RED/AMBER LGT STD	CF	\$310.00
	RED/AMBER LGT PTT	CS	\$500.00
	R/A/G LGT STD	CG	\$465.00
	R/A/G LGT PTT	CT	\$750.00
	FWD/REV/STOP PB	CN	\$215.00
	FWD/REV/STOP PB R/A LGT STD	CB	\$525.00
	FWD/REV/STOP PB R/A LGT PTT	CP	\$715.00
2S1W & 2S2W	FWD/REV/STOP PB R/G/A LGT STD	CC	\$680.00
	FWD/REV/STOP PB R/G/A LGT PTT	CQ	\$965.00
	FWD/OFF/REV SW	DN	\$175.00
	FWD/OFF/REV SW RED LGT STD	DB	\$33.00
	FWD/OFF/REV SW RED LGT PTT	DP	\$425.00
	FWD/OFF/REV SW R/G LGT STD	DC	\$485.00
	FWD/OFF/REV SW R/G LGT PTT	DQ	\$675.00
	NONE	NN	\$0.00
	RED/AMBER LGT STD	EF	\$310.00
	RED/AMBER LGT PTT	ES	\$500.00
R/A/G LGT STD	EG	\$465.00	
R/A/G LGT PTT	ET	\$750.00	
FAST/SLOW/STOP PB	EN	\$215.00	
FAST/SLOW/STOP PB R/A LGT STD	EB	\$525.00	
FAST/SLOW/STOP PB R/A LGT PTT	EP	\$715.00	
FAST/SLOW/STOP R/A/G LGT STD	EC	\$680.00	
FAST/SLOW/STOP R/A/G LGT PTT	EQ	\$965.00	
FAST/SLOW/OFF/AUTO (F/S/O/A) SW	FN	\$225.00	
F/S/O/A SW R/A LGT STD	FB	\$535.00	
F/S/O/A SW R/A LGT PTT	FP	\$725.00	
F/S/O/A SW R/A/G LGT STD	FC	\$690.00	
F/S/O/A SW R/A/G LGT PTT	FQ	\$975.00	

5 Select Pilot Devices (continued)

Starter Type	Pilot Device	Product Number Digits	Price
Variable Speed Drive	Key Pad	VP	NC
	Key Pad & Speed Adj. Pot	VQ	\$75.00
	Key Pad & HOA	VR	\$1005.00
	Key Pad & Speed Adj. Pot & HOA	VS	\$1080.00
	Key Pad & HOA & Red/Green PL	VT	\$1315.00
	Key Pad & Speed Adj. Pot & Red/Green PL	VU	\$385.00
	Key Pad & Speed Adj. Pot & HOA & Red/Green PL	VW	\$1390.00

6 Select Overload Relay

Select overload relay type. Transfer the product number digits to the box marked 6 in the product number line and the price to the box marked 6 in the price line. **If H1 is selected in Step 2, product number digit 2 must be selected.** If G* or P* is selected in Step 2, use product number digit 1 for internal electronic overload.

Relay Type	Product Number Digit	Price
Standard	1	\$120.00
Ambient Compensated	2	\$155.00
Solid State	3	\$415.00

7 Select Control Terminal Board

Select control disconnect terminal board. Transfer the product number digits to the box marked 7 in the product number line. There is no price component to control terminal board selection. **If H1 is selected in Step 2, product number digit H must be selected.**

Control Disconnect Terminal Board	Product Number Digit	Price
Standard High-Density	H	\$0.00

8 Select Horsepower

Select horsepower. Transfer the product number digits to the boxes marked 8 in the product number line. **Note** that some product number digits consist of a decimal point. There is no price component to horsepower selection.

Horsepower	Product Number Digits	Horsepower	Product Number Digits
1/4	.25	15	015
1/3	.33	20	020
3/8	.38	25	025
1/2	.50	30	030
3/4	.75	40	040
1	001	50	050
1 1/2	1.5	60	060
2	002	75	075
3	003	100	100
5	005	125	125
7 1/2	7.5	150	150
10	010	200	200



Publications and Reference: See Section 22 for a complete list of additional product-related publications

Motor Control Centers—Low Voltage GE Fastrac Program—MCC Units Quick Selection Guide

Section 12

EVOLUTION SERIES E9000®

9 Select System Voltage

Select system voltage. Transfer the product number digit to the box marked 9 in the product number line. There is no price component to system voltage selection. **If H1 is selected in Step 2, product number digits A or C must be selected.**

Voltage	Product Number Digit
480V 60 Hz	A
208V 60 Hz	B
240V 60 Hz	C
575V 60 Hz	D
380V 50 Hz	E

10 OEM Fastrac Units

Fastrac units designed for OEM use are engineered and built with the same components and layout as the standard Fastrac units. Power wiring is provided; however, to allow the maximum flexibility for OEM users, no control wiring is provided. Product numbers are the same as the standard Fastrac units with the addition of two additional suffix letters, XX.

Example:

Standard Fastrac Unit	EA1U1AB1H010A
OEM Fastrac Unit	EA1U1AB1H010AXX

	1	2	3	4	5	6	7	8	9	10									
Starter Product Number	<input type="text"/>	<input type="text"/>	<input type="text"/>	<input type="text"/>	<input type="text"/>	<input type="text"/>	<input type="text"/>	<input type="text"/>	<input type="text"/>	<input type="text"/>	<input type="text"/>								
List Price	\$ 0	+	\$ <input type="text"/>	+	\$ <input type="text"/>	+	\$ <input type="text"/>	+	\$ <input type="text"/>	+	\$ 0	+	\$ 0	+	\$ 0	+	\$ 0	=	\$ <input type="text"/>



Motor Control Centers—Low Voltage GE Fastrac Program—MCC Units Quick Selection Guide

EVOLUTION SERIES E9000®

Motor Control Feeder Units

For each of the following steps, find the option—MCC type, disconnect type, amp rating, feeder devices—that meets the need. Transfer the corresponding product number digits to the product number boxes for either the standard or OEM extended feeder unit. When you have finished, you will have built a complete product number. There are no price components to the first three steps; the complete list price, GO-100EZ, is that shown in the Step 4 table.

1 Select Motor Control Center Type

Select motor control center type. Transfer the product number digit to the box marked 1 in the product number line. There is no price component to MCC type selection.

MCC Type	Product Number Digit
EVOLUTION SERIES E9000®	E

2 Select Feeder Disconnect Type

Select disconnect type. Transfer the product number digits to the boxes marked 2 in the product number line. There is no price component for disconnect type selection.

Type	Voltage	Product Number Digits
Circuit Breaker	—	FB
Fusible Switch-R	208/240V	FR
Fusible Switch-R	480/600V	FS
Fusible Switch-J	480/600V	FJ

3 Select Amp Rating

Select amp rating for either circuit breaker trip or Class R fuse. Transfer the product number digits to the boxes marked 3 in the product number line. There is no price component for amp rating selection.

Amps	Product Number Digits	Amps	Product Number Digits
15	015	110	110
20	020	125	125
30	030	150	150
40	040	175	175
50	050	200	200
60	060	225	225
70	070	250	250
80	080	400	400
90	090	600	600
100	100	—	—

4 Select Feeder Device

Select feeder device from one of the following two tables. Transfer the product number digits to the boxes marked 4 in the product number line for either the standard or OEM extended feeder unit. The price shown is the total list price, GO-100EZ, for your feeder unit.

Standard Feeder Units

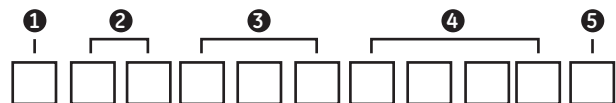
Device	Amp Rating (Max.)	Short Circuit Rating KA Volts			Unit Height (Inches)	Product Number Digits	List Price GO100-EZ
		240	480	600			
THEDL	100	100	100	100	6	EDL6	\$2950.00
SELT	100	65	65	25	12	SEL2	\$2900.00
	150	65	65	25	6	SEL8	\$3080.00
SEPT	100	100	100	N/A	6	SEP6	\$2900.00
	100	100	100	N/A	12	SEP2	\$3200.00
	150	100	100	N/A	6	SEP8	\$4900.00
SFLT	250	65	65	25	12	SFLT	\$7550.00
SFPT	250	100	100	N/A	12	SFPT	\$8300.00
SGL4B w-LT & INST	400	100	65	65	24	GLI4	\$7640.00
SGL4B w-LT/INST & GF	400	100	65	65	24	LIG4	\$10860.00
SGL6B w-LT & INST	600	100	65	65	24	GLI6	\$7940.00
SGL6B w-LT/INST & GF	600	100	65	65	24	LIG6	\$11160.00
FSW	30	100	100	100	12	QMR3	\$1500.00
	60	100	100	100	12	QMR6	\$1600.00
	100	100	100	N/A	12	QMR1	\$1900.00
	200	100	100	100	24	QMR2	\$3100.00

5 Select System Voltage

Select system voltage. Transfer the product number digit to the box marked 5 in the product number line. There is no price component to system voltage selection.

Voltage	Product Number Digit
480V 60 Hz	A
208V 60 Hz	B
240V 60 Hz	C
575V 60 Hz	D
380V 50 Hz	E

Standard Feeder Unit Product Number



Door and Shelf Kit	List Price GO100-EZ
6" - EK06	\$190.00
12" - EK12	\$395.00



Publications and Reference: See Section 22 for a complete list of additional product-related publications

Motor Control Centers—Low Voltage GE Fastrac Program—MCC Units Quick Selection Guide

Section 12

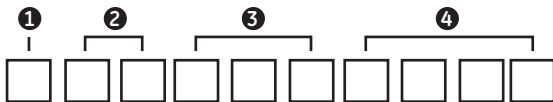
EVOLUTION SERIES E9000®

OEM Extended Feeder Units for EVOLUTION SERIES E9000® Only

Device	Amp Rating (Max.)	Short Circuit Rating KA Volts			Unit Height (Inches)	Product Number Digits	List Price GO100-EZ
		240	480	600			
THED	150	30	25	18	18	THED18	\$1400.00
					24	THED24	\$1500.00
					30	THED30	\$1600.00
					36	THED36	\$1700.00
THEDL	100	100	100	100	18	TEDL18	\$2900.00
					24	TEDL24	\$3000.00
					30	TEDL30	\$3100.00
					36	TEDL36	\$3200.00
SELT	150	65	65	25	18	SELT18	\$2650.00
					24	SELT24	\$2750.00
					30	SELT30	\$2850.00
					36	SELT36	\$2950.00
SEPT	150	100	100	N/A	18	SEPT18	\$3200.00
					24	SEPT24	\$3300.00
					30	SEPT30	\$3400.00
					36	SEPT36	\$3500.00
SFLT	250	65	65	25	18	SFLT18	\$7550.00
					24	SFLT24	\$7650.00
					30	SFLT30	\$7750.00
					36	SFLT36	\$7850.00
SFPT	250	100	100	N/A	42	SFLT42	\$7950.00
					18	SFPT18	\$8300.00
					24	SFPT24	\$8400.00
					30	SFPT30	\$8500.00
SGL4B w-LT & Inst.	400	100	65	65	36	SFPT36	\$8600.00
					42	SFPT42	\$8700.00
					30	GLI430	\$7640.00
					36	GLI436	\$7740.00
SGL4B w-LT/Inst. & GF	400	100	65	65	42	GLI442	\$7840.00
					30	LIG430	\$10860.00
					36	LIG436	\$10960.00
					42	LIG442	\$11060.00
SGL6B w-LT & Inst.	600	100	65	65	30	GLI630	\$7940.00
					36	GLI636	\$8940.00
					42	GLI642	\$9040.00
					30	LIG630	\$11160.00
SGL6B w-LT/Inst. & GF	600	100	65	65	36	LIG636	\$11260.00
					42	LIG642	\$11360.00

¹Pre-wired Power TB provided.

OEM Extended Feeder Unit Product Number



Motor Control Centers—Low Voltage GE Fastrac Program—MCC Units Quick Selection Guide

Section 12

EVOLUTION SERIES E9000®

EVOLUTION SERIES E9000® MCC Sections

This is for selection of one to three sections of 20" deep EVOLUTION SERIES E9000® motor control centers without units. Each section will be shipped with blank doors. The typical section will have (3) 12", (1) 24" and (2) 6" doors and shelves.

For each of the following steps, find the option—short circuit rating, NEMA enclosure, etc.—that meets the need. Transfer the corresponding product number digit(s) to the corresponding product number box(es) and the price, if applicable, to the appropriate price box (see back cover). When you have finished, you will have built a complete product number and established the price elements that add up to the complete list price, GO-100MZ.

1 Select Short Circuit Rating

Select short circuit rating. Transfer the product number digit to the box marked 1 in the product number line and the price component to short circuit rating selection.

Short Circuit Rating	Product Number Digit
25 kAIC	A
42 kAIC	B
65 kAIC	C

2 NEMA Enclosure Type

Select the enclosure type. Transfer the product number digit to the box marked 2 in the product number line and the price, multiplied by the number of sections required, to the box marked 2 in the price line.

NEMA Enclosure Type	Product Number Digit	Price Per Section
1 Gasketed	1	\$3735.00
12	2	\$4065.00

3 System Voltage

Select the system voltage. Transfer the product number digit to the box marked 3 in the product number line. There is no price component to short circuit rating selection.

System Voltage	Product Number Digit
480V 60 Hz	A
208V 60 Hz	B
240V 60 Hz	C
575V 60 Hz	D
380V 50 Hz	E

4 System Wires

Select the system wires. Transfer the product number digit to the box marked 4 in the product number line. There is no price component to short circuit rating selection.

System Wires	Product Number Digit
3 W	3
4 W-Neutral	4

5 Bus Plating

Select the bus plating. Transfer the product number digit to the box marked 5 in the product number line and the price, multiplied by the number of sections required, to the box marked 5 in the price line.

Bus Plating	Product Number Digit	Price Per Section
Tin	T	NC
Silver	S	\$135.00

6 Main Bus Rating

Select the main bus rating. Transfer the product number digit to the box marked 6 in the product number line and the price, multiplied by the number of sections required, to the box marked 6 in the price line.

Main Bus Rating	Product Number Digit	Price Per Section
600A	6	NC
1200A	2	\$700.00

7 Ground Bus

Select the ground bus. Transfer the product number digit to the box marked 7 in the product number line and the price, multiplied by the number of sections required, to the box marked 7 in the price line.

Ground Bus	Product Number Digit	Price Per Section
300A	3	NC
600A	6	\$185.00

8 Neutral Bus

Select the neutral bus. Transfer the product number digit to the box marked 8 in the product number line and the price, multiplied by the number of sections required, to the box marked 8 in the price line.

Neutral Bus	Product Number Digit	Price Per Section
None	0	NC
300A	3	\$155.00
600A	6	\$185.00

9 Horizontal Wire-Way

Select the horizontal wire-way. Transfer the product number digit to the box marked 9 in the product number line. There is no price component to horizontal wire-way.

Horizontal Wire-Way	Product Number Digit
12" Top-6" Bottom	T
12" Top-12" Bottom	B

10 Main Location

Select the location of the main. Transfer the product number digit to the box marked 10 in the product number line. There is no price component to main location.

Main Location	Product Number Digit
Top Left	TL
Bottom Left	BL
Top Right	TR
Bottom Right	BR



Publications and Reference: See Section 22 for a complete list of additional product-related publications

11 Main Type

Select the type of main. Transfer the product number digits to the boxes marked 11 in the product number line and the price to the box marked 11 in the price line.

Main Type	Product Number Digits	Price
600A Splice	6S	\$145.00
1200A Splice	2S	\$220.00
600A MLO	6L	\$1155.00
1200A MLO Bottom	2L	\$4475.00
1200A MLO Top	2L	\$3015.00
600A CB	6C	\$7940.00
1200A CB	2C	\$16200.00
600A Switch	6F	\$6170.00

12 Main Circuit Breaker Trip or Main Switch Fuse

Select main circuit breaker trip or main switch fuse. Transfer the product number digit to the box marked 12 in the product number line and the price, if applicable, to the box marked 12 in the price line.

Main CB or Main Switch Fuse	Product Number Digit	Price for R-Fuse
No Fuse	0	\$0.00
300A	3	\$1265.00
400A	4	\$1265.00
600A	6	\$1615.00
800A	8	NA
1000A	1	NA
1200A	2	NA

13 Number of Vertical Sections with Common Main Bus

Select the number of sections with common main bus. Transfer the product number digit to the box marked 13 in the product number line. There is no price component to the number of sections, but be sure you applied the appropriate multiplier to price elements in steps 2, 5, 6, 7 and 8.

Number of Sections	Product Number Digit
One	1
Two	2
Three	3

Section Product Number

L	E	1	2	3	4	5	6	7	8	9	10	11	12	13	F
---	---	---	---	---	---	---	---	---	---	---	----	----	----	----	---

List Price

1	2	3	4	5	6	7	8	9	10	11	12	13	Total
\$ 0	+	\$	+	\$ 0	+	\$ 0	+	\$	+	\$	+	\$	= \$



Motor Control Centers—Low Voltage Frequently Requested Motor Control Center Renewal Parts

EVOLUTION SERIES E9000® Renewal Parts

Part	Description	Product Number	List Price GO-11GM
O/L Reset Assembly	Size 1 Standard O/L	9000RSG1	\$87.00
	Size 1 Electronic O/L	9000RSG2	\$87.00
	Size 2.5 Standard O/L	9000RSG3	\$87.00
	Size 2.5 Electronic O/L	9000RSG4	\$87.00
	Size 3.4 Standard O/L	9000RSG5	\$87.00
	Size 3.4 Electronic O/L	9000RSG6	\$87.00
Door Hinges	Door Hinges	190B1013P1	\$9.00
	Power Pull Apart Terminal Block 50A	190B1691G1	\$84.00
Terminal Blocks	Terminal Block Din Rail Assembly 18 Points Max	190B2070G6	\$309.00
	Terminal Block Din Rail Assembly 18 Points Max w/ TB	190B2070G12	\$534.00
	Control TB 30A Male and Female	190B1692G1	\$45.00
Wireway Covers	Wireway Covers Top 12" with hinges	110C1440G1	\$170.00
	Wireway Covers Top 18" with hinges	110C1440G2	\$204.00
Control Power Transformers	CPT 150VA, 480/120 Size 1 and 2 w/o Fuse Block	9T58K0504G37	\$310.00 ¹
	CPT 300VA, 480/120 Size 1 and 2 With Fuse Block	9T58K0507G38	\$390.00 ¹
	CPT 100VA, 480/120 Size 1 1/2X, Size 5 W/O Fuse Block	MIC#B100-2989-5	\$240.00
Miscellaneous	Standard Shelf	110C1059P1	\$144.00
	Shelf Grounding Bracket	270A1343G1	\$18.00
	Bus Shutter Assembly	110C1783G1	\$346.00
	Vertical Bus Stab Covers	190B1215P1	\$9.00
	Wireway Knock Out Panel	190B1014P1	\$12.00
	Shelf Support - 72" High	110C1010G11	\$310.00
	E and F Frame CB Vertical Handle Only	190B1704G1	\$120.00
Circuit Breaker/Starter Handles	E and F Frame CB Horizontal Handle Only	190B1704G2	\$120.00
	6"	EK06	\$120.00 ²
Filler Kits (Includes Shelf and Grounding Bracket)	12"	EK12	\$240.00 ²
	18"	EK18	\$490.00
	24"	EK24	\$505.00
	30"	EK30	\$575.00
	36"	EK36	\$610.00
	42"	EK42	\$640.00
	48"	EK48	\$680.00
Rear Doors Only	Rear Cover Only	190B1007P9	\$114.00
	Rear Hinge Door Top Only	110C1466G9	\$132.00
	Rear Hinge Door Bottom Only	110C1466G21	\$132.00
	Rear Hinge Mounting Bracket (2 Per Section)	110C1464P1	\$14.00
Wire Trough Doors (4")	6" High	110C1163G1	\$260.00
	12" High	110C1163G2	\$332.80
	18" High	110C1163G3	\$353.60
	24" High	110C1163G4	\$374.40
	30" High	110C1163G5	\$396.00
	36" High	110C1163G6	\$416.00
	42" High	110C1163G7	\$426.40
	48" High	110C1163G8	\$426.40
	54" High	110C1163G9	\$457.60
	60" High	110C1163G10	\$478.40
Cooling Fans	66" High	110C1163G11	\$499.20
	72" High	110C1163G12	\$572.00
	Muffin Fan 120V Only	MUFFINFANG1	\$376.00
	Tarzan Fan Only	RMC#020169	\$1245.50
Blank Unit Door	Case Fan Assembly	110C1556G1	\$4012.00
	N3R Fan Assemblies	Refer to Factory	N/A
	6"	110C1240KKG1	\$166.00
	12"	110C1240KKG2	\$208.00
	18"	110C1240KKG3	\$240.00
	24"	110C1240KKG4	\$250.00
	30"	110C1240KKG5	\$312.00
	36"	110C1240KKG6	\$343.20
	42"	110C1240KKG7	\$374.40
	48"	110C1240KKG8	\$416.00
Pilot Device Bracket	6 Unit Device Plate Only	110C1039P100	\$30.00
	3 Unit Device Plate Only	110C1089P100	\$30.00
Splice Kits (Evolution to Evolution N1, N12 Only) (Standard Tin Only)	Bracket	190B1662P1	\$16.00
	600Amp Bus	110C1735G1SM	\$170.00
	800Amp Bus	110C1735G4SM	\$250.00
	1200Amp Bus	110C1735G7SM	\$280.00
	2000Amp Bus	110C1735G12SM	\$700.00
Optional Semiconductor Soft Start Fuses	2500Amp Bus	110C1735G13SM	\$1700.00
	50Amp	CSC#A50Q550	\$70.00
	60Amp	CSC#A50Q560	\$70.00
	80Amp	CSC#A50Q580	\$70.00
	100Amp	CSC#A50Q5100	\$90.00
	200Amp	CSC#A50Q5200	\$140.00
	225Amp	CSC#A50Q5225	\$140.00
	350Amp	CSC#A50Q5350	\$150.00

¹GO-80

²GO-100EZ

Motor Control Centers Parts Publications List

Model	Description	Number
EVOLUTION SERIES E9000™	Installation	GEH 40472



Publications and Reference: See Section 22 for a complete list of additional product-related publications

Motor Control Centers—Low Voltage GE Fastrac Program—MCC Units Quick Selection Guide

CR8000
Spectra®

This Quick Selection Guide covers Control Center starters and feeders, including full and reduced voltage, reversing and non-reversing, two-speed single and dual winding starters, in sizes 1-5. For other units, see the Engineered Products Catalog, Section 10.

Motor Control Starter Units

For each of the following steps, find the option—MCC type, starter type, size, disconnect, control power, pilot lights, etc.— that meets the need. Transfer the corresponding product number digit(s) to the product number box(es) and the price, if applicable, to the appropriate price box.

When you have finished, you will have built a complete product number and established the price elements that add up to the complete list price, GO-100MZ.

1 Select Motor Control Center Type

Select motor control center type. Transfer the product number digits to the box marked 1 in the product number line. There is no price component to MCC type selection.

MCC Type	Product Number Digit
CR8000	M
Spectra®	S

2 Select Starter Type and Size

Find the starter type required. Transfer the product number digits to the boxes marked 2 in the product number line and the price to the box marked 2 in the price line.

Starter Type	Size	Product Number Digits	Price
FVNR	1	A1	\$2000.00
	2	A2	\$2200.00
	3	A3	\$3800.00
	4	A4	\$5100.00
	5	A5	\$8400.00
FVR	1	B1	\$2900.00
	2	B2	\$3950.00
	3	B3	\$5750.00
	4	B4	\$7250.00
2S1W	1	C1	\$3750.00
	2	C2	\$5035.00
	3	C3	\$6970.00
	4	C4	\$8915.00
2S2W	1	D1	\$3300.00
	2	D2	\$4485.00
	3	D3	\$6220.00
	4	D4	\$7595.00
RVAT	3	E3	\$10545.00
	4	E4	\$12150.00
	5	E5	\$17960.00
RV Solid State	1	F1	\$11075.00
	2	F2	\$12700.00

All Fastrac units have the following as standard:

- A. NEMA 12 gasketing, except SS Starter and VFD's
- B. Isolated N.O. overload alarm contact (not wired to TB)
- C. Auxiliary. contacts wired to the TB as noted below:
FVNR and RVNR Starters—(1) N.O. (1) N.C.
FVR and 2S Starters—(1) N.O. per contactor

VFD Pricing

Size	Horsepower	VFD Price	Size	Horsepower	VFD Price
Size 1	1/2	\$13300.00	Size 1	7 1/2	\$19595.00
	3/4	\$13300.00		10	\$22505.00
	1	\$13300.00		15	\$30560.00
	1 1/2	\$13625.00	Size 2	20	\$35625.00
	2	\$13625.00		25	\$41515.00
Size 1	3	\$14095.00	Size 3	30	\$47965.00
	5	\$15930.00			



Motor Control Centers—Low Voltage GE Fastrac Program—MCC Units Quick Selection Guide

CR8000
Spectra®

3 Select Starter Disconnect

Use the first table to identify desired disconnect device. (Note that these are for basic applications; see publication GET-6728 for CR8000/Spectra® for more information.) Then, from the second table select starter disconnect. Transfer the product number digit to the box marked 3 in the product number line and the price to the box marked 3 in the price line.

Starter Size	Mag Only Circuit Breaker	Thermal Mag Circuit Breaker	Short Circuit Rating		
			230V	460V	575V
1, 2, 3	TEC	THED	25	25	22
	Spectra® - 65k	Spectra® - 65k	65	65	25
	Spectra® - 100k	Spectra® - 100k	100	100	—
4	TECL	THEDL	—	—	100
	TEC	THFK	25	25	18
	Spectra® - 65k	Spectra® - 65k	65	65	25
5	Spectra® - 100k	Spectra® - 100k	100	100	—
	Spectra® - 65K	Spectra® - 65K	65	65	65
	Spectra® - 100K	Spectra® - 100K	100	100	100

Disconnect Device	Product Number Digit	Price by Starter Size				
		1	2	3	4	5
THED	B	\$235.00	\$310.00	\$150.00	—	—
TECL	C	\$1045.00	\$1155.00	\$1185.00	\$1225.00	—
FSW-R	F	\$125.00	\$175.00	\$575.00	\$1075.00	\$2115.00
THFK	G	—	—	—	\$850.00	—
TEC	M	\$345.00	\$405.00	\$235.00	\$160.00	—
FSW-J ²	R	\$125.00	\$175.00	\$575.00	\$1075.00	\$2115.00
THEDL	S	\$1045.00	\$1155.00	\$1185.00	—	—
Spectra® - 65 Mag Only ¹	U	\$770.00	\$850.00	\$730.00	\$780.00	\$840.00
Spectra® - 100 Mag Only	V	\$1045.00	\$1155.00	\$1185.00	\$1225.00	\$1300.00
Spectra® - 65 Thermal Mag ¹	W	\$770.00	\$850.00	\$730.00	\$780.00	\$855.00
Spectra® - 100 Thermal Mag	X	\$1045.00	\$1155.00	\$1185.00	\$1225.00	\$1350.00

¹25KAIC @ 575V.

²J time delay.

4 Select Control Power

Standard control power transformer (CPT) ratings are adequate to handle the starter-coil current and three pilot lights. If additional burdens are expected, larger transformers should be specified from among those shown in the first table below. From the second table below, select the control power desired. Transfer the product number digit to the box marked 4 in the product number line and the price to the box marked 4 in the price line. **Product number digit 1 is for 100VA CPT.**

Starter Type and Size	CPT Std. VA	Oversize VA
All Size 1	60	150
All Size 2	150	—
All Size 3	300	—
All Size 4	300	—
All Size 5	100	—

Control Power (120 Vac)	Product Number Digit	Price by Starter Size				
		1	2	3	4	5
Std. CPT	1	\$370.00	\$390.00	\$415.00	\$430.00	\$585.00
Oversize	2	\$390.00	—	—	—	—
Line-to-Line	4	\$145.00	\$145.00	\$145.00	\$145.00	\$145.00
Common/ Separate Source	5	\$225.00	\$225.00	\$225.00	\$225.00	\$225.00



Publications and Reference: See Section 22 for a complete list of additional product-related publications

Motor Control Centers—Low Voltage GE Fastrac Program—MCC Units Quick Selection Guide

Section 12

CR8000
Spectra®

5 Select Pilot Devices

Select pilot devices desired by starter type. See **Pilot Devices table below**. Transfer the product number digits to the boxes marked 5 in the product number line and the price to the box marked 5 in the price line.

Starter Type	Pilot Device	Product Number Digits	Price
	NONE	NN*	\$0.00
	RED LGT STD	AE*	\$155.00
	RED LGT PUSH-TO-TEST (PTT)	AF	\$250.00
	RED/GREEN LGT STD	AS*	\$310.00
	RED/GREEN LGT PTT	AT	\$500.00
	HAND/OFF/AUTO (H/O/A) SW.	AN*	\$175.00
	H/O/A SW. RED LGT STD	AB*	\$330.00
	H/O/A SW. RED LGT PTT	AP	\$425.00
	H/O/A SW. R/G LGT STD	AC*	\$485.00
	H/O/A SW. R/G LGT PTT	AQ	\$675.00
FVNR & RVAT & RVSS	H/O/A STOP/START RED LGT STD	AD	\$475.00
	H/O/A STOP/START RED LGT PTT	AR	\$570.00
	STOP/START PB	BN*	\$145.00
	STOP/START PB RED LGT STD	BB*	\$300.00
	STOP/START PB RED LGT PTT	BP	\$395.00
	STOP/START PB R/G LGT STD	BC	\$455.00
	STOP/START PB R/G LGT PTT	BQ	\$645.00
	OFF/ON SW.	GN*	\$120.00
	OFF/ON SW. RED LGT STD	GB*	\$275.00
	OFF/ON SW. RED LGT PTT	GP	\$370.00
	OFF/ON SW. R/G LGT STD	GC*	\$430.00
	OFF/ON SW. R/G LGT PTT	GQ	\$620.00
	NONE	NN	\$0.00
	RED/GREEN LGT STD	CE	\$310.00
	RED/GREEN LGT PTT	CR	\$500.00
	RED/AMBER LGT STD	CF	\$310.00
	RED/AMBER LGT PTT	CS	\$500.00
	R/A/G LGT STD	CG	\$465.00
	R/A/G LGT PTT	CT	\$750.00
FVR	FWD/REV/STOP PB	CN	\$215.00
	FWD/REV/STOP PB R/A LGT STD	CB	\$525.00
	FWD/REV/STOP PB R/A LGT PTT	CP	\$715.00
	FWD/REV/STOP PB R/G/A LGT STD	CC	\$680.00
	FWD/REV/STOP PB R/G/A LGT PTT	CQ	\$965.00
	FWD/OFF/REV SW	DN	\$175.00
	FWD/OFF/REV SW RED LGT STD	DB	\$33.00
	FWD/OFF/REV SW RED LGT PTT	DP	\$425.00
	FWD/OFF/REV SW R/G LGT STD	DC	\$485.00
	FWD/OFF/REV SW R/G LGT PTT	DQ	\$675.00
	NONE	NN	\$0.00
	RED/AMBER LGT STD	EF	\$310.00
	RED/AMBER LGT PTT	ES	\$500.00
	R/A/G LGT STD	EG	\$465.00
	R/A/G LGT PTT	ET	\$750.00
	FAST/SLOW/STOP PB	EN	\$215.00
	FAST/SLOW/STOP PB R/A LGT STD	EB	\$525.00
	FAST/SLOW/STOP PB R/A LGT PTT	EP	\$715.00
	FAST/SLOW/STOP R/A/G LGT STD	EC	\$680.00
	FAST/SLOW/STOP R/A/G LGT PTT	EQ	\$965.00
	FAST/SLOW/OFF/AUTO (F/S/O/A) SW	FN	\$225.00
	F/S/O/A SW R/A LGT STD	FB	\$535.00
	F/S/O/A SW R/A LGT PTT	FP	\$725.00
	F/S/O/A SW R/A/G LGT STD	FC	\$690.00
	F/S/O/A SW R/A/G LGT PTT	FQ	\$975.00

5 Select Pilot Devices (continued)

Starter Type	Pilot Device	Product Number Digits	Price
	Key Pad	VP	NC
	Key Pad & Speed Adj. Pot	VQ	\$75.00
	Key Pad & HOA	VR	\$1005.00
	Key Pad & Speed Adj. Pot & HOA	VS	\$1080.00
Variable Speed Drive	Key Pad & HOA & Red/Green PL	VT	\$1315.00
	Key Pad & Speed Adj. Pot & Red/Green PL	VU	\$385.00
	Key Pad & Speed Adj. Pot & HOA & Red/Green PL	VW	\$1390.00

6 Select Overload Relay

Select overload relay type. Transfer the product number digits to the box marked 6 in the product number line and the price to the box marked 6 in the price line.

Relay Type	Product Number Digit	Price
Standard	1	\$120.00
Ambient Compensated	2	\$155.00
Solid State	3	\$415.00

7 Select Control Terminal Board

Select control disconnect terminal board. Transfer the product number digits to the box marked 7 in the product number line. There is no price component to control terminal board selection.

Control Disconnect Terminal Board	Product Number Digit
Standard High-Density	H
Split 3-point w/o Disconnect	N

8 Select Horsepower

Select horsepower. Transfer the product number digits to the boxes marked 8 in the product number line. **Note** that some product number digits consist of a decimal point. There is no price component to horsepower selection.

Horsepower	Product Number Digits	Horsepower	Product Number Digits
1/4	.25	15	015
1/3	.33	20	020
3/8	.38	25	025
1/2	.50	30	030
3/4	.75	40	040
1	001	50	050
1 1/2	1.5	60	060
2	002	75	075
3	003	100	100
5	005	125	125
7 1/2	7.5	150	150
10	010	200	200



Motor Control Centers—Low Voltage GE Fastrac Program—MCC Units Quick Selection Guide

CR8000
Spectra®

9 Select System Voltage

Select system voltage. Transfer the product number digit to the box marked 9 in the product number line. There is no price component to system voltage selection.

Voltage	Product Number Digit
480V 60 Hz	A
208V 60 Hz	B
240V 60 Hz	C
575V 60 Hz	D
380V 50 Hz	E

10 OEM Fastrac Units

Fastrac units designed for OEM use are engineered and built with the same components and layout as the standard Fastrac units. Power wiring is provided; however, to allow the maximum flexibility for OEM users, no control wiring is provided. Product numbers are the same as the standard Fastrac units with the addition of two additional suffix letters, XX.

Example:

Standard Fastrac Unit	MA1U1AB1H010A
OEM Fastrac Unit	MA1U1AB1H010AXX

	1	2	3	4	5	6	7	8	9	10											
Starter Product Number	<input type="text"/>	<input type="text"/>	<input type="text"/>	<input type="text"/>	<input type="text"/>	<input type="text"/>	<input type="text"/>	<input type="text"/>	<input type="text"/>	<input type="text"/>	<input type="text"/>										
List Price	\$ 0	+	\$ <input type="text"/>	+	\$ <input type="text"/>	+	\$ <input type="text"/>	+	\$ <input type="text"/>	+	\$ <input type="text"/>	+	\$ 0	+	\$ 0	+	\$ 0	+	\$ 0	=	\$ <input type="text"/>



Publications and Reference: See Section 22 for a complete list of additional product-related publications

Motor Control Centers—Low Voltage GE Fastrac Program—MCC Units Quick Selection Guide

CR8000
Spectra®

Motor Control Feeder Units

For each of the following steps, find the option—MCC type, disconnect type, amp rating, feeder devices—that meets the need. Transfer the corresponding product number digits to the product number boxes for either the standard or OEM extended feeder unit. When you have finished, you will have built a complete product number. There are no price components to the first three steps; the complete list price, GO-100MZ, is that shown in the Step 4 table.

1 Select Motor Control Center Type

Select motor control center type. Transfer the product number digit to the box marked 1 in the product number line. There is no price component to MCC type selection.

MCC Type	Product Number Digit
CR8000	M
Spectra®	S

2 Select Feeder Disconnect Type

Select disconnect type. Transfer the product number digits to the boxes marked 2 in the product number line. There is no price component for disconnect type selection.

Type	Voltage	Product Number Digits
Circuit Breaker	—	FB
Fusible Switch-R	208/240V	FR
Fusible Switch-R	480/600V	FS
Fusible Switch-J	480/600V	FJ

3 Select Amp Rating

Select amp rating for either circuit breaker trip or Class R fuse. Transfer the product number digits to the boxes marked 3 in the product number line. There is no price component for amp rating selection.

Amps	Product Number Digits	Amps	Product Number Digits
15	015	110	110
20	020	125	125
30	030	150	150
40	040	175	175
50	050	200	200
60	060	225	225
70	070	250	250
80	080	400	400
90	090	600	600
100	100	—	—

4 Select Feeder Device

Select feeder device from one of the following two tables. Transfer the product number digits to the boxes marked 4 in the product number line for either the standard or OEM extended feeder unit. The price shown is the total list price, GO-100MZ, for your feeder unit.

Standard Feeder Units

Device	Amp Rating (Max.)	Short Circuit Rating KA Volts			Unit Height (Inches)	Product Number Digits	List Price GO100-MZ
		240	480	600			
THED ¹	100	30	25	18	6	HED6	\$1400.00
THEDL	100	100	100	100	6	EDL6	\$2900.00
THED	100	30	25	18	12	HED1	\$1700.00
	150	30	25	18	12	THED	\$1900.00
SELT ²	100	65	65	25	6	SEL6	\$2650.00
	100	65	65	25	12	SEL2	\$2950.00
SEPT ²	100	100	100	N/A	6	SEP6	\$2900.00
	100	100	100	N/A	12	SEP2	\$3200.00
SFLT ³	250	65	65	25	12	SFLT	\$7550.00
SFPT ³	250	100	100	N/A	12	SFPT	\$8300.00
THFK ⁴	225	30	25	18	12	THFK	\$2500.00
FSW	30	100	100	100	6	QM36	\$1200.00
	30	100	100	100	12	QMR3	\$1500.00
	60	100	100	100	6	QM66	\$1300.00
	60	100	100	100	12	QMR6	\$1600.00
	100	100	100	N/A	12	QMR1	\$1900.00
	200	100	100	100	24	QMR2	\$3100.00

¹60 & 80 Amp Trip not available on THED.

²150A unit is 18" high.

³Max. trip is 225A and unit is 18" high.

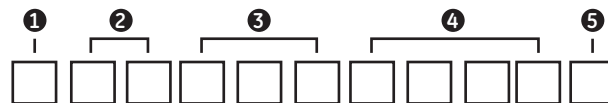
⁴CR8000 only.

5 Select System Voltage

Select system voltage. Transfer the product number digit to the box marked 5 in the product number line. There is no price component to system voltage selection.

Voltage	Product Number Digit
480V 60 Hz	A
208V 60 Hz	B
240V 60 Hz	C
575V 60 Hz	D
380V 50 Hz	E

Standard Feeder Unit Product Number



Motor Control Centers—Low Voltage Frequently Requested Motor Control Center Renewal Parts

7700-Line, 8000-Line and Spectra® Series

Renewal Parts

Parts	Description	MCC Type			Product Number	List Price GO-11GM
		7700	8000	Spectra		
Vertical Bus Parts	Shelf-Standard	X	X	X	68J210383BBXXXXXX	\$144.00
	Shelf Support	X	X	X	117B5044P2	\$18.00
	Bus Shutter Assembly	X	X	X	204B4153BVG1	\$228.00
Cooling Fans	Door Latch	X	X	X	169C6386DMG2	\$12.00
	Muffin Fan	X	X	X	272A5509SDP1	\$376.00
	Tarzan Fan	X	X	X	RMC#020169	\$640.00
Wireway Covers	6" x 20"	X	X	X	204B4127G19	\$160.00
	12" x 20"	X	X	X	204B4127G20	\$200.00
	18" x 20"	X	X	X	204B4127G21	\$240.00
O/L Reset Assy	Size 1 All		X	X	204B4142BDG1	\$58.00
	Size 1 All	X			116C8961G1	\$58.00
	Size 2 All	X			116C8961G2	\$58.00
	Size 2 FVNR		X	X	204B4142BDG2	\$58.00
	Size 2 FVR - 2 Speed		X	X	204B4142BDG3	\$58.00
	Size 3 & 4 All	X			116C8961G3 ²	\$58.00
	Size 3 & 4 FVNR-FVR-2 Speed		X	X	204B4142BDG4 ²	\$58.00
	Size 3 & 4 RVNR		X	X	204B4142BDG5 ²	\$58.00
	Size 5 All	X			116C8961G5	\$58.00
	Size 5 All		X	X	204B4142BDG6	\$58.00
Control Power Transformer	60VA (With Fuse Block)	X	X	X	302A3600YDP201	\$380.00
	150VA (With Fuse Block)	X	X	X	302A3600YDP204	\$620.00
	300VA (With Fuse Block)	X	X	X	302A3600YDP207	\$786.00
	300VA (No Fuse Block)	X	X	X	302A3600YDP7	\$774.00
Standard TB	Male - 3 Point	X	X		75B132504G701	\$56.00
	Female - 3 Point	X	X		204B4153APG1	\$48.00
	Male - 3 Point	X	X		75B132504G701	\$56.00
Power TB	Female - Size 1 & 2 - 3 Point (w/lugs)	X	X		204B4153APG2	\$56.00
	Size 3 - 3 Point	X	X		204B4050WDG5	\$380.00
	Size 4 - 3 Point	X	X		204B4050WDG1	\$440.00
High Density TB	6 Point-Control		X	X	CR151KPP56F	\$46.00
	6" High	X			273A7764G6 ¹	\$744.00
	12" High	X			273A7764G12 ¹	\$800.00
	18" High	X			273A7764G18 ¹	\$872.00
	24" High	X			273A7764G24 ¹	\$952.00
Filler Kit - 7700 Line	30" High	X			273A7764G30 ¹	\$1032.00
	36" High	X			273A7764G36 ¹	\$560.00
	42" High	X			273A7764G42 ¹	\$600.00
	48" High	X			273A7764G48 ¹	\$640.00
	6" High		X		204B4145AMG1 ¹	\$336.00
	12" High		X		204B4145AMG2 ¹	\$384.00
	18" High		X		204B4145AMG3 ¹	\$392.00
Filler Kit - 8000 Line	24" High		X		204B4145AMG4 ¹	\$404.00
	30" High		X		204B4145AMG5 ¹	\$460.00
	36" High		X		204B4145AMG6 ¹	\$488.00
	42" High		X		204B4145AMG7 ¹	\$512.00
	48" High		X		204B4145AMG8 ¹	\$544.00
	6" High			X	68J210397DAXX06XXB	\$256.00
	12" High			X	68J210397DAXX12XXB	\$320.00
Blank Spectra® Door	18" High			X	68J210397DAXX18XXB	\$184.00
	24" High			X	68J210397DAXX24XXB	\$192.00
	30" High			X	68J210397DAXX30XXB	\$480.00
	36" High			X	68J210397DAXX36XXB	\$264.00
	42" High			X	68J210397DAXX42XXB	\$288.00
	48" High			X	68J210397DAXX48XXB	\$320.00
	6" High			X	272A5650BVP9	\$40.00
	12" High			X	272A5650BVP10	\$22.00
Spectra® Fill Strip	18" High			X	272A5650BVP11	\$24.00
	24" High			X	272A5650BVP12	\$28.00
	30" High			X	272A5650BVP13	\$36.00
	36" High			X	272A5650BVP14	\$44.00
	42" High			X	272A5650BVP15	\$52.00
	48" High			X	272A5650BVP16	\$64.00
Door Hinges	Left	X	X		117B5027P2	\$6.00
	Right	X	X		117B5027P3	\$6.00
	Spectra Hinge			X	204B4145FZP1	\$12.00
	Spectra Hinge Pin			X	273A7728TLP1	\$4.00
Rear Doors	20" Wide	X	X	X	68J210375DB2090XXB	\$288.00
	24" Wide	X	X	X	68J210375DB2490XXB	\$368.00
Rear Covers	20" Wide	X	X	X	68J120323LE0102AAB ³	\$520.00
	24" Wide	X	X	X	68J120323XA0102AAB ³	\$552.00

¹Includes blank door, shelf, shelf support and hinged filler strip.

²O/L types. Refer to factory

³Flat covers for 13" MCC



Publications and Reference: See Section 22 for a complete list of additional product-related publications

Motor Control Centers—Low Voltage Frequently Requested Motor Control Center Renewal Parts

Section 12

7700-Line, 8000-Line and Spectra® Series

Renewal Parts (continued)

Parts	Description	MCC Type			Product Number	List Price GO-11GM
		7700	8000	Spectra		
	6" High	X	X		68J210375CB2006XXB ⁴	\$200.00
	12" High	X	X		68J210375CB2012XXB ⁴	\$256.00
	24" High	X	X		68J210375CB2024XXB ⁴	\$288.00
	30" High	X	X		68J210375CB2030XXB ⁴	\$304.00
	36" High	X	X		68J210375CB2036XXB ⁴	\$320.00
	42" High	X	X		68J210375CB2042XXB ⁴	\$328.00
	48" High	X	X		68J210375CB2048XXB ⁴	\$336.00
	54" High	X	X		68J210375CB2054XXB ⁴	\$352.00
	60" High	X	X		68J210375CB2060XXB ⁴	\$368.00
	66" High	X	X		68J210375CB2066XXB ⁴	\$384.00
	72" High	X	X		68J210375CB2072XXB ⁴	\$440.00
Wire Trough Doors	18" High		X		68J210375CB2018XXB ⁴	\$272.00
	6" High			X	68J210397AC2006XXB ⁴	\$200.00
	12" High			X	68J210397AC2012XXB ⁴	\$256.00
	18" High			X	68J210397AC2018XXB ⁴	\$272.00
	24" High			X	68J210397AC2024XXB ⁴	\$288.00
	30" High			X	68J210397AC2030XXB ⁴	\$304.00
	36" High			X	68J210397AC2036XXB ⁴	\$320.00
	42" High			X	68J210397AC2042XXB ⁴	\$328.00
	48" High			X	68J210397AC2048XXB ⁴	\$336.00
	54" High			X	68J210397AC2054XXB ⁴	\$352.00
	60" High			X	68J210397AC2060XXB ⁴	\$368.00
	66" High			X	68J210397AC2066XXB ⁴	\$384.00
	72" High			X	68J210397AC2072XXB ⁴	\$440.00
Semiconductor Fuses for Drives	40 Amp		Other		CSC#A50P40	\$156.00
	60 Amp		Other		CSC#A50P60	\$102.00
	100 Amp		Other		CSC#A50P100	\$156.00
	175 Amp		Other		CSC#A50P175	\$156.00
	200 Amp		Other		CSC#A50P200	\$164.00
	300 Amp		Other		CSC#A50P300	\$240.00
	1000 Amp		Other		CSC#A50P1000	\$384.00
	1200 Amp		Other		CSC#A50P1200	\$384.00
	1600 Amp		Other		CSC#A50P1600	\$404.00
Semiconductor Fuses for Soft Starters	60 Amp		Other		CSC#A50QS60	\$46.00
	100 Amp		Other		CSC#A50QS100	\$46.00
	150 Amp		Other		CSC#A50QS150	\$72.00
	175 Amp		Other		CSC#A50QS175	\$72.00
	225 Amp		Other		CSC#A50QS225	\$90.00
	250 Amp		Other		CSC#A50QS250	\$90.00
	300 Amp		Other		CSC#A50QS300	\$96.00
	350 Amp		Other		CSC#A50QS350	\$100.00
	600 Amp		Other		CSC#A50QS600	\$120.00
Signal Conditioners	Single		Other		ACT#4380-2000	\$2420.00
	Double		Other		ACT#4390	\$3300.00
Relays	General		Other		Refer to Factory	
	CR7		Other		Refer to Factory	
	ITI		Other		Refer to Factory	
	MCRA		Other		Refer to Factory	

⁴Product Numbers shown are for 7700 and 8000 line – 20" wide sections. If wider than 20" substitute section width into product number eg/24"W x 6"H use #68J210375CB2406XXB.

Motor Control Center Parts Publications List

Model	Description	Number
7700 Line	Shelf-Standard	GEH 2614
	Renewal Parts	GEH 4629
8800 Line	Installation	GEH 4961
	Renewal Parts	GEH 4630



Motor Control Centers—Low Voltage Frequently Requested Motor Control Center Renewal Parts

Section 12

7700-Line, 8000-Line and Spectra® Series

Buckets and Associated Parts – Individual Parts

Bucket Type	Individual Part Type	NEMA Size	Height (in.)	MCC Type	Product Number	List Price GO-11GM	
Fused Switch	Disconnect	1	12"	Other	204B4054G10	\$1800.00	
		2	12"	Other	204B4054G26	\$2040.00	
		3	30"	Other	204B4054G62	\$2360.00	
	N/A	4	42"	Other	204B4056G15	\$4112.00	
		Stab Harness	1	12"	Other	8000L8G2	\$120.00
			2	12"	Other	8000L8G8	\$120.00
	Spectra® Circuit Breaker	Stab Harness	4	30"	Spectra	8000L4G47	\$450.00
			3	24"	Spectra	8000L4G48	\$454.00
			N/A	N/A	Spectra	8000L8G21	\$120.00
		Starter	1	12"	Spectra	CR306C002ACET	\$1080.00
N/A			N/A	Spectra	CR306D002LVH	\$1480.00	
3			24"	Spectra	CR306E002LVH	\$1774.00	
4			30"	Spectra	CR306F002LVH	\$3996.00	
CPT Fuse Primary		1	12"	Spectra	CSC#ATMR1/2	\$22.00	
		2	12"	Spectra	CSC#ATMR1	\$22.00	
		4	30"	Spectra	CSC#ATMR2	\$22.00	
	2	12"	Spectra	CSC#TR1-6/10R	\$32.00		
CPT Fuse Secondary	4	30"	Spectra	CSC#TR3-2/10R	\$32.00		
	1	12"	Spectra	CSC#TR6/10R	\$32.00		
	1	12"	Spectra	SELA36AI0007	\$530.00 ¹		
	2	12"	Spectra	SELA36AI0030	\$530.00 ¹		
Disconnect	N/A	3	24"	Spectra	SELA36AI0100	\$754.00 ¹	
		4	30"	Spectra	SFLA36AI0250	\$1297.00 ¹	
		3	24"	Spectra	SRPE100A70	\$106.00 ²	
	Rating Plug	2	12"	Spectra	SRPE30A25	\$106.00 ²	
		1	12"	Spectra	SRPE7A3	\$106.00 ²	
		4	30"	Spectra	SRPF250A150	\$106.00 ²	

¹GO-141S

²GO-135S

Buckets and Associated Parts – Complete Bucket

Bucket Type	NEMA Size	Horsepower	Height (in.)	MCC Type	Product Number	List Price GO-100MZ
Fused Switch	1	1/4	12"	Other	MA1F1AB2J.25A	\$2980.00
		1/3	12"	Other	MA1F1AB2J.33A	\$2980.00
		3/8	12"	Other	MA1F1AB2J.38A	\$2980.00
		1/2	12"	Other	MA1F1AB2J.50A	\$2980.00
		3/4	12"	Other	MA1F1AB2J.75A	\$2980.00
		1	12"	Other	MA1F1AB2J001A	\$2980.00
		2	12"	Other	MA1F1AB2J002A	\$2980.00
		3	12"	Other	MA1F1AB2J003A	\$2980.00
		5	12"	Other	MA1F1AB2J005A	\$2980.00
		10	12"	Other	MA1F1AB2J010A	\$2980.00
	2	1 1/2	12"	Other	MA1F1AB2J1.5A	\$2980.00
		7 1/2	12"	Other	MA1F1AB2J7.5A	\$2980.00
		15	12"	Other	MA2F1AB2J015A	\$3250.00
		20	12"	Other	MA2F1AB2J020A	\$3250.00
		25	12"	Other	MA2F1AB2J025A	\$3250.00
		30	30"	Other	MA3F1AB2J030A	\$5310.00
		40	30"	Other	MA3F1AB2J040A	\$5310.00
		50	30"	Other	MA3F1AB2J050A	\$5310.00
		60	42"	Other	MA4F1AB2J060A	\$7110.00
		75	42"	Other	MA4F1AB2J075A	\$7110.00
Spectra® Circuit Breaker	1	100	42"	Other	MA4F1AB2J100A	\$7110.00
		1/4	12"	Spectra	MA1U1AB2J.25A	\$3625.00
		1/3	12"	Spectra	MA1U1AB2J.33A	\$3625.00
		3/8	12"	Spectra	MA1U1AB2J.38A	\$3625.00
		1/2	12"	Spectra	MA1U1AB2J.50A	\$3625.00
		3/4	12"	Spectra	MA1U1AB2J.75A	\$3625.00
		1	12"	Spectra	MA1U1AB2J001A	\$3625.00
		2	12"	Spectra	MA1U1AB2J002A	\$3625.00
		3	12"	Spectra	MA1U1AB2J003A	\$3625.00
		5	12"	Spectra	MA1U1AB2J005A	\$3625.00
	2	10	12"	Spectra	MA1U1AB2J010A	\$3625.00
		1 1/2	12"	Spectra	MA1U1AB2J1.5A	\$3625.00
		7 1/2	12"	Spectra	MA1U1AB2J7.5A	\$3625.00
		15	12"	Spectra	MA2U1AB2J015A	\$3935.00
		20	12"	Spectra	MA2U1AB2J020A	\$3935.00
		25	12"	Spectra	MA2U1AB2J025A	\$3935.00
		30	24"	Spectra	MA3U1AB2J030A	\$5465.00
		40	24"	Spectra	MA3U1AB2J040A	\$5465.00
		50	24"	Spectra	MA3U1AB2J050A	\$5465.00
		60	30"	Spectra	MA4U1AB2J060A	\$6815.00
4	75	30"	Spectra	MA4U1AB2J075A	\$6815.00	
	100	30"	Spectra	MA4U1AB2J100A	\$6815.00	



Publications and Reference: See Section 22 for a complete list of additional product-related publications

